



EuroLine by Steel & Tube Roofing Products is a direct descendant of eighteenth century European standing-seam roofing styles. Still much in evidence today and crowning many of Europe's finest homes and public buildings, this roofing is favoured for its gracefulness, bold shadow lines and durability.



Standing-seam roofs were originally made by hand forming sheets of non-ferrous metal over long wooden boards or sarking. Crafted by skilled artisans, standing-seam roofs have stood the test of time, and to this day provide an unmistakable signature to some of the world's most beautiful architecture.



EuroLine brings this elegance into the modern age. Not for those who simply want "something a little different", EuroLine is a prestige profile that is designed for the discriminating, and for where the aesthetics of a building will be enhanced, not compromised, by the style of its roof.



Steel & Tube Roofing Products offers EuroLine in three graceful styles: BattenLok, SeamLok and DoubleLok. Each of these profiles can be manufactured from a range of materials (steel, aluminium, zinc and copper), all of which are available in several finishes.



Specifying EuroLine by Steel & Tube Roofing Products will be an inspired decision. Manufactured to perform under New Zealand's unique environmental conditions, EuroLine will add distinction to buildings where style, grace and elegance are not just options, they are absolute necessities.

Durability

All material selections must be compatible with prevailing environmental conditions and adjacent materials. Areas of steel material not exposed to rain washing may require programmed maintenance. Any accumulated deposits on the cladding should be removed regularly.

Internal moisture must be controlled within the building to prevent the sarking becoming saturated through the accumulation of water vapour, resulting in damage to the roofing material.

Minimum Pitch

In accordance with Acceptable Solution E2 the minimum pitch for EuroLine is 3°, however for steel-based products a minimum pitch of 5° will give improved durability. With non-ferrous metals in short runs of up to 2.0 metres such as may be found over bay windows, 1° pitch can be supported as an Alternative Solution.

Foot Traffic

Foot traffic must take place in the pan of the profile, and soles must be clean of any material that may contaminate the roof surface.

Installation

EuroLine is only available through certified EuroLine installers who are specially trained to install the product.

EuroLine is laid over breather-type building paper over 12mm ply attached to purlins at 600mm centres, or 17.5mm ply at 1200 maximum centres. It is fastened to the primary structure at typical 900mm intervals with clips and screw fasteners of material compatible with the roofing material, and then seamed into SeamLok, BattenLok or DoubleLok configurations.

Shadow Line ridge details and Lock Edge eaves are standard features of the product installation that enhance both its performance and appearance.

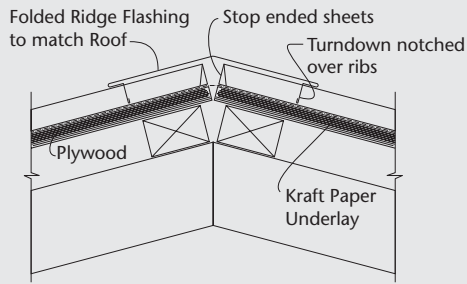
The nature of standing seam roofs gives rise to undulations in the wide flat pan which are not only to be expected, but are an architectural feature of fully supported cladding.

Installers

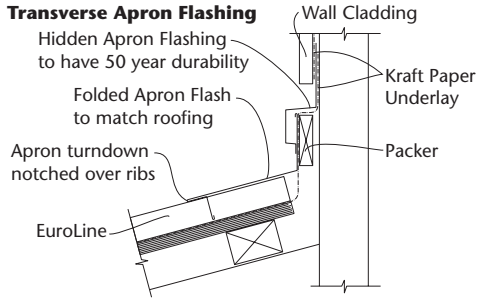
A list of Approved Installers for your area and contract type is available from your local Steel & Tube Roofing Products' sales office.

Typical Flashing

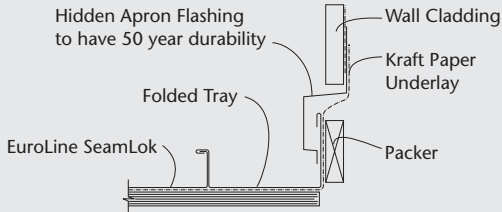
Ridge



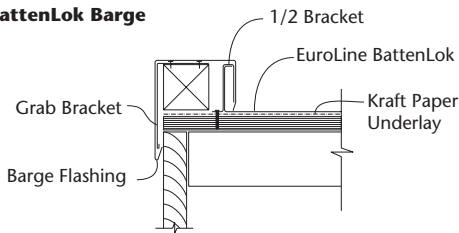
Transverse Apron Flashing



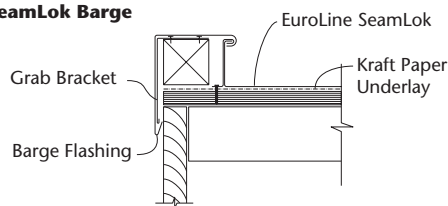
Side Apron



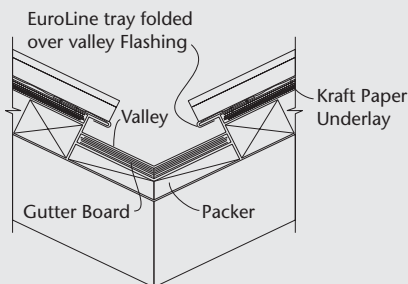
BattenLok Barge



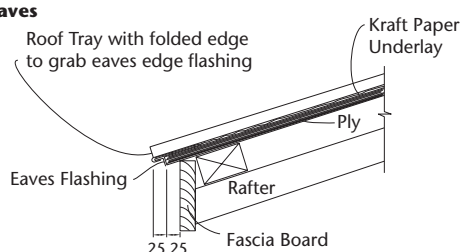
SeamLok Barge



Valley



Eaves



Materials

The following is a selection of the more popular choices for EuroLine standing seam roofing.

Colorsteel®

EuroLine is available in New Zealand's favourite pre-painted material, with 24 standard colours in Colorsteel® Endura™ and 12 in Colorsteel® Maxx™. Also available in unpainted Zinalume or galvanised.

Typical thickness .55mm.

*Colorsteel® Endura
Pioneer Red*

Aluminium

Typically marine grade 5052 alloy, in H36 hardness. On an aluminium base, Colorcote® ARX gives exceptional durability in the harshest of marine environments.

Typical thickness .70mm.

*Colorcote® ARX
Metallic Silver*

VM Zinc Quartz

99.95% pure, with titanium and copper alloy additives. Available in a natural finish, VM Zinc can also be pre-patinated in a Quartz finish to give a weathered look from the very first day.

Typical thickness .70mm.

VM Zinc Quartz

VM Zinc Anthra

99.95% pure, with titanium and copper alloy additives. Available in a natural finish, VM Zinc can also be pre-patinated in an Anthra finish to give a weathered look from the very first day.

Typical thickness .70mm.


VM Zinc Anthra

Copper

For the timeless beauty and longevity of pure copper; weathers to a green or brown patina according to conditions.

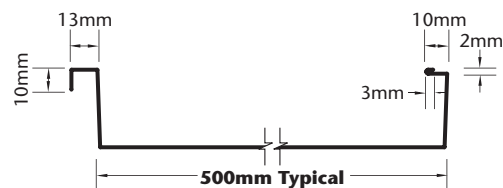
Typical thicknesses .60mm and .70mm.

Copper



Widths

Standard pan width is nominal 500mm; other pan widths are also available. Tapered sheets can be manufactured to meet specific design requirements.




Important

For your installation to perform to its potential, it is essential that it is designed, installed and maintained in accordance with good trade practice. Please refer to:

- New Zealand Steel: Installation Guide
- New Zealand Steel: Builders and Specifiers Guide
- New Zealand Metal Roofing Manufacturers Inc.: Code of Practice

Installation is only to be undertaken by accredited fixers specially trained in the product.

Preferred Supplier



Many jobs present challenges that require specific design advice. For these our team of experts is on hand to provide a customised solution.

Technical Helpline: 0800 333 247 Website: www.stroofing.co.nz Email: info@stroofing.co.nz

WHANGAREI
9 Southend Ave
Otaika
PO Box 1869
Ph: 09 438 4600
Fax: 09 438 0342

NORTH SHORE
2 Ride Way
Nth Hbr Ind Estate
PO Box 100-182
Ph: 09 415 8080
Fax: 09 415 9192

AUCKLAND
14 Kerwyn Ave
East Tamaki
PO Box 58-216
Ph: 09 274 4056
Fax: 09 274 8972

HAMILTON
32 Kaimiro St
Pukete Ind Estate
PO Box 10 458
Ph: 07 850 9200
Fax: 07 850 9330

TAURANGA
67 Koromiko St
Judea
PO Box 2001
Ph: 07 578 1089
Fax: 07 577 0186

WELLINGTON
201 Gracefield Rd
Lower Hutt
PO Box 36 082
Ph: 04 568 4359
Fax: 04 568 6770

CHRISTCHURCH
106 Antigua St
Sydenham
PO Box 7306
Ph: 03 377 0994
Fax: 03 377 2680